

Antelope Valley Air Quality Management District

2551 West Ave H, Suite 102, Lancaster, CA 93536

Phone 661.723.8070

www.avaqmd.ca.gov

Dust Control Plan

FOR ALL DUST CONTROL REQUIREMENTS REFERENCE AVAQMD RULE 403 – FUGITIVE DUST

Section 1: General Information

Please refer to Rule 302 for Plan Filing Fee

1-A Project Name and Location

Project Name: _____

Project Address: _____

Major X-Streets: _____

City: _____ APN #: _____

Land Use Agency: City of Lancaster City of Palmdale County of Los Angeles

1-B Contacts

Report the names, addresses, and phone numbers of persons and owners or operators responsible for the preparation, submittal, and implementation of the Dust Control Plan and responsible for the dust generating operation and dust control applications.

Project Owner:

Address: _____

City/State/Zip: _____

Phone: _____ Cell Phone: _____ Email: _____

General Contractor:

Address: _____

City/State/Zip: _____

Contact Person: _____

Phone: _____ Cell Phone: _____ Email: _____

Dust Control Plan was Prepared by:

Name: _____

Company Name: _____

Phone: _____ Cell Phone: _____ Email: _____

1-C 24 Hour Contact


Primary Project Contact:

Company Name: _____

Address: _____

City/State/Zip: _____

Phone: _____ Cell Phone: _____ Email: _____



Antelope Valley Air Quality Management District

2551 West Ave H, Suite 102, Lancaster, CA 93536

Phone 661.723.8070

www.avaqmd.ca.gov

Dust Control Plan

Section 2: Fugitive PM10 Sources

2-A	Disturbed Surface Area
Report the total area in acres of land surface to be disturbed, the total area in acres of the entire project site and total acreage of disturbed areas that will be left inactive for more than seven days.	
Total area of land surface to be disturbed: _____ Acres	
Total area of entire project site: _____ Acres	
Total disturbed areas left inactive for more than seven days: _____ Acres	

Prior to the start of earth moving or site-clearing activity, Contractor must meet with District Field Inspector on-site to review DCP requirements. Inspector will confirm compliance with AVAQMD Rule 403 – *Fugitive Dust*.


2-B	Dust Generating Activity Dates
The expected start and completion dates of dust generating activities and soil disturbance activities to be performed on site. For phased projects, it might be necessary to report expected start and completion dates separately	
Expected Start Date:	Completion Date:

Signage Requirements

Pursuant to AVAQMD Rule 403 – *Fugitive Dust*, signage must be located within 50 feet of the primary project entrance. Site Signage Guidelines are attached or are available through the AVAQMD website. The signage must have the current contact information for the Site Operator, 24-hr point-of-contact responsible for dust control. If the point-of-contact changes the sign must be updated with the new contact information within 30 days.

District Use Only:

Signage Installed:	Track out Device Installed:	Water Source: Number of Trucks available exclusively for Dust control:
--------------------	-----------------------------	---



Antelope Valley Air Quality Management District

2551 West Ave H, Suite 102, Lancaster, CA 93536

Phone 661.723.8070

www.avaqmd.ca.gov

Dust Control Plan

2-C Sources of Fugitive Dust

This section describes the minimum requirements for limiting visible dust emissions from activities that cause fugitive dust emissions.

Check at least one box under each category:

Structural Demolition

- No Demolitions are planned for this project.
- Asbestos NESHAP notification and fees have been submitted to the District.
- Water will be applied to the following areas for the duration of the demolition activities:
 - Building exterior Surfaces
 - Unpaved surface areas where equipment will operate
 - Razed building materials
 - Water or dust suppressants will be applied to unpaved surface areas within 100 feet of structure during demolition

Pre-Activity

- Not applicable for this project (Please explain why in Section 3-F).
- The site will be pre-watered and work will be phased to reduce the amount of disturbed surface area at any one time. (Complete Section 4-A)

Active Operations

- Water will be applied to dry areas during leveling, grading, trenching, and earthmoving activities. (Complete Section 4-A)
- Wind barriers will be constructed and maintained, and water or dust suppressants will be applied to the disturbed surface areas. (Complete Sections 4-A or 4-B, and 4-C)

Inactive Operations (including after work hours, weekends, and holidays)

- Not applicable for this project. (Please explain why in Section 3-F)
- Water or dust suppressants will be applied on disturbed surface areas to form a visible crust, and vehicle access will be restricted to maintain the visible crust. (Complete Section 4-A or 4-B, and 4-C)

Temporary stabilization of areas that remain unused for seven or more days

- Not applicable for this project (Please explain why in Section 3-F)
- Vehicular access will be restricted and water or dust suppressants will be applied and maintained at all un-vegetated areas (Complete Section 4-A or 4-B, and 4-C)
- Vegetation will be established on all previously disturbed areas (Complete Section 4-C).
- Gravel will be applied and maintained at all previously disturbed areas (Complete Section 4-C).
- Previously disturbed areas will be paved (Complete Section 4-C).

Unpaved Access and Haul Roads, Traffic, and Equipment Storage Areas

- Not applicable for this project. (Please explain why in Section 3-F)
- Apply water or dust suppressants to unpaved haul and access roads. (Complete Section 4-A or 4-B)
- Post speed limit signs of not more than 15 miles per hour at each entrance, and again every 500 feet. (Complete Section 4-C)
- Water or dust suppressants will be applied to vehicle traffic and equipment storage areas. (Complete Section 4-A or 4-B).

Wind Events

- Water application equipment will apply water to control fugitive dust during wind events, unless unsafe to do so.
- Outdoor construction activities that disturb the soil will cease whenever visible dust emissions cannot be effectively controlled.



Antelope Valley Air Quality Management District


2551 West Ave H, Suite 102, Lancaster, CA 93536

Phone 661.723.8070

www.avaqmd.ca.gov

Dust Control Plan

2-D Bulk Materials
Check at least one box under each category:
Outdoor Handling of Bulk Materials <ul style="list-style-type: none"> <input type="checkbox"/> No bulk materials will be handled during this project. <input type="checkbox"/> Water or dust suppressants will be applied when handling bulk materials. <input type="checkbox"/> Wind barriers with less than 50 percent porosity will be installed and maintained, and water or dust suppressants will be applied.
Outdoor Storage of Bulk Materials <ul style="list-style-type: none"> <input type="checkbox"/> No bulk materials will be stored during this project. <input type="checkbox"/> Water or dust suppressants will be applied to storage piles. <input type="checkbox"/> Storage piles will be covered with tarps, plastic, or other suitable material and anchored in such a manner that prevents the cover from being removed by wind action. <input type="checkbox"/> Wind barriers with less than 50 percent porosity will be installed and maintained around the storage piles, and water or dust suppressants will be applied. <input type="checkbox"/> A three-sided structure (< 50% porosity) will be used that is at least as high as the storage piles.
On-Site Transporting of Bulk Materials <ul style="list-style-type: none"> <input type="checkbox"/> No bulk materials will be transported on the project site. <input type="checkbox"/> Vehicle speed will be limited on the work site. <input type="checkbox"/> All haul trucks will be loaded such that the freeboard is not less than six inches when transported across any paved public access road. <input type="checkbox"/> A sufficient amount of water will be applied to the top of the load to limit visible dust emissions. <input type="checkbox"/> Haul trucks will be covered with a tarp or other suitable cover.
Off-Site Transporting of Bulk Materials <ul style="list-style-type: none"> <input type="checkbox"/> No bulk materials will be transported to or from the project site. <input type="checkbox"/> The following practices will be performed: (complete Section 5-B) <ul style="list-style-type: none"> • The interior of emptied truck cargo compartments will be cleaned or covered before leaving the site. • Spillage or loss of bulk materials from holes or other openings in the cargo compartment's floor, sides, and tailgates will be prevented. • Haul trucks will be covered with a tarp or other suitable cover or will be loaded such that the freeboard is not less than six inches when transported on any paved public access road to or from the project site and a sufficient amount of water will be applied to the top of the load to limit visible dust emissions.
Outdoor Transport Using Chute or Conveyor <ul style="list-style-type: none"> <input type="checkbox"/> No chutes or conveyors will be used <input type="checkbox"/> Chute or conveyor will be fully enclosed. <input type="checkbox"/> Water spray equipment will be used to sufficiently wet the materials <input type="checkbox"/> Transported materials will be washed or screened to remove fines (PM10 or smaller).



Antelope Valley Air Quality Management District

2551 West Ave H, Suite 102, Lancaster, CA

Phone 661.723.8070

www.avaqmd.ca.gov

Dust Control Plan

Section 3: Dust Control Methods

3-A Water Application			
Complete this section if water application will be used as a control method for limiting visible dust emissions and stabilizing surface areas. Check all that apply to this project.			
Water Application Equipment:			
<input type="checkbox"/> Water Truck	<input type="checkbox"/> Water Trailer	<input type="checkbox"/> Water Wagon	<input type="checkbox"/> Other:
Describe the activities that will utilize this equipment:			
Number of application equipment available for dust suppression:			
Application equipment capacity:			
Application frequency:			
Hours of operation:			
Water application equipment is available to operate after normal working hours, on weekends and holidays			
After-hours contact:		Phone No.:	
Alt. After-hours contact:		Phone No.:	
Water Supply			
<input type="checkbox"/> Hydrants			
Number of hydrants available:		On-Site:	Off-Site: Distance:
Approval granted by the owner or public agency to use hydrants for this project:			
Owner or Agency:			
Contact:		Phone :	
<input type="checkbox"/> On-Site Storage Tanks	Number:	Capacity:	
<input type="checkbox"/> Wells	Number:	Flow rate:	
<input type="checkbox"/> Other:			



Antelope Valley Air Quality Management District

2551 West Ave H, Suite 102, Lancaster, CA 93536

Phone 661.723.8070

www.avaqmd.ca.gov

Dust Control Plan

3-B Dust Suppressant Products				
<p>Complete this section if a dust suppressant product will be used. These materials include, but are not limited to: hygroscopic suppressants (road salts), adhesives, petroleum emulsions, polymer emulsions, and bituminous materials (road oils). Copy this page if more than one dust suppressant product will be used.</p>				
<input type="checkbox"/> Not Applicable. Only water application will be the control method used. Skip to 3-C.				
Application Area:				
Product Name				
Contractor's Name			Phone No.:	
Application Rate: _____ gallons of undiluted material per: <input type="checkbox"/> mile or <input type="checkbox"/> acre treated				
Application Frequency: _____ Applications per <input type="checkbox"/> week <input type="checkbox"/> month <input type="checkbox"/> acre treated				
Application Equipment:				
Number of Application Equipment Available:				
Application Equipment Capacity:				
<p>Attach the following information that fully describes this product. Use the checklist below to make sure all information is submitted with this plan</p>				
<input type="checkbox"/> Product Specifications (MSDS, Product Safety Data Sheet, etc)				
<input type="checkbox"/> Manufacturer's Usage Instructions (method, frequency, and intensity of application)				
<input type="checkbox"/> Environmental impacts and approvals of certifications related to the appropriate and safe use for ground application.				
3-C Other Dust Control Methods				
Check below the other types of dust control methods that will be employed at the site.				
<input type="checkbox"/> Physical barriers for restricting unauthorized vehicle access:				
<input type="checkbox"/> Fences	<input type="checkbox"/> Gates	<input type="checkbox"/> Posts	<input type="checkbox"/> Berms	<input type="checkbox"/> Concrete Barriers
<input type="checkbox"/> Wind Fencing	<input type="checkbox"/> Other:			
<input type="checkbox"/> Wind barriers	Describe:			
<input type="checkbox"/> Posted speed limit signs meet State and Federal Department of Transportation standards.				
<input type="checkbox"/> Posted at 15 miles per hour		<input type="checkbox"/> Posted at _____ miles per hour (less than 15 mph)		
<input type="checkbox"/> Re-establish vegetation for temporarily stabilizing disturbed surfaces: Explain:				
<input type="checkbox"/> Apply and maintain gravel:				
<input type="checkbox"/> On Haul roads		<input type="checkbox"/> On access roads	<input type="checkbox"/> At equipment storage yards	<input type="checkbox"/> At vehicle traffic areas
<input type="checkbox"/> For temporarily stabilizing previously disturbed areas: Explain:				
<input type="checkbox"/> Apply pavement: Explain:				
<input type="checkbox"/> Other:				



Antelope Valley Air Quality Management District

2551 West Ave H, Suite 102, Lancaster, CA 93536

Phone 661.723.8070

www.avaqmd.ca.gov

Dust Control Plan

3-D Contingencies

Contingencies to be implemented if application equipment becomes inoperable, more equipment is needed to effectively control fugitive dust emissions during active and inactive periods, accessibility limitations occur at the water sources, or staff is not available to operate the application equipment. Describe the contingencies that will be in place and when they will be implemented. Attach any additional information if needed.

3-E Record keeping

Records and any other supporting documents for demonstrating compliance must be maintained, but only for those days when a control measure is implemented

3-F Long Term Site Stabilization

- | | | | | |
|-------------------------------------|--------------------------------------|--------------------------------|-------------------------------------|--------------------------------|
| <input type="checkbox"/> Vegetation | <input type="checkbox"/> Hydro mulch | <input type="checkbox"/> Mulch | <input type="checkbox"/> Palliative | <input type="checkbox"/> Other |
|-------------------------------------|--------------------------------------|--------------------------------|-------------------------------------|--------------------------------|



Dust Control Plan

Section 4: Carryout and Trackout

4-A Treatments for Preventing Trackout

Select the control devices that will be used for preventing trackout from occurring onto paved public roads. Trackout is any material that adheres to vehicle tires and is deposited onto a paved public road or the paved shoulder of a paved public road.

Check one or a combination that will apply to this project.

Grizzly: Rails, pipes, or grates used to dislodge debris off of vehicles before exiting the site. Extends from the intersection with the paved public road surface for the full width of the unpaved exit surface for a distance of at least 25 feet.

Describe:

Gravel Pad: A layer of washed gravel at least one (1) inch or larger in diameter, three (3) inches deep, and extends from the intersection with the public paved road surface for the full width of the unpaved exit surface for a distance of at least 50 feet.

Gravel Size	inches	Pad Width:	feet
Length:	feet	Depth:	inches

Paved Surface: Extends from the intersection with the paved public road surface for the full width of the unpaved access road for at least 100 feet to allow mud and dirt to drop off of vehicles before exiting the site.

Width:	feet	Length:	feet
--------	------	---------	------

Mud and dirt deposits accumulating on paved interior roads will be removed with sufficient frequency, but not less frequently than once per workday. Cleanup will commence within ½ hour of generating any carryout and trackout.

Clean-up Frequency:

Wheel Washer: Uses water to dislodge debris from tires and vehicle undercarriage
Describe:

Other:

4-B Treatments for Preventing Carryout

Report the required treatments that will be used for preventing carryout from occurring on paved public roads. Carryout occurs when materials from emptied or loaded haul trucks, vehicles, or trailers falls onto a paved public road or paved shoulder of a paved public road.

No haul trucks will be routinely entering or leaving the project site.

Emptied Haul Trucks:


- Interior cargo compartments will be cleaned before leaving the project site.
- Cargo compartment will be covered with a tarp or suitable cover before leaving the project site

Loaded Haul Trucks: Spillage or loss of materials from holes or other opening in the cargo compartment will be prevented when material is transported onto any paved public access road.

Select one or both of the required applications:

- Haul trucks will be loaded such that the freeboard is not less than six inches with water applied to the top of the load before leaving the project site.
- Cargo compartment and load will be covered with a tarp or suitable cover before leaving the project site.

Other:



Antelope Valley Air Quality Management District

2551 West Ave H, Suite 102, Lancaster, CA 93536

Phone 661.723.8070

www.avaqmd.ca.gov

Dust Control Plan

4-C Cleaning up Carryout and Trackout

Check and report below the methods and frequency for cleaning up carryout and trackout from the surface and paved shoulders of paved public roads.

The use of blower devices, or dry rotary brushers or brooms, for removal of carryout and trackout from paved public roads is prohibited.

In the event the control device becomes ineffective due to an accumulation of mud and dirt, material must be removed within 30 minutes of the generation of carryout and trackout.

The project is located in:

- An **Urban Area**, within an incorporated city boundary or an unincorporated area surrounded by a city.
Minimum cleanup frequency will be at the end of the workday and removed immediately if carryout and trackout extends beyond 50 feet.
- A **Rural Area**, located within an unincorporated area and not surrounded by an incorporated city.
 - The construction project is less than 10 acres in size: minimum cleanup frequency is at the end of the workday.
 - Construction projects 10 or more acres in size: minimum cleanup frequency is end of the workday and immediately if carryout and trackout extends beyond 50 feet.

Cleanup Method: Check the method below that will be used for cleaning carryout and trackout.


- Manually sweeping and picking up.
- Mechanical sweeping with a rotary brush or broom accompanied or preceded by water.
Describe the types of equipment that will be used:
- Operating a PM10-efficient street sweeper.
Make and model:
- Flushing with water is allowed if:
 - No curbs or gutters are present.
 - Using water will not result as a source of trackout and carryout.
 - Using water will not result in adverse impacts on storm water drainage systems.
 - Using water will not violate any National Pollutant Discharge Elimination System permit program.

Section 5 Certification

5-A Certification

I certify that all information contained herein or submitted in the attachments to these documents is true and correct

Print Name		Title	
Signature		Date	
Phone	Cell Phone	Email	



Antelope Valley Air Quality Management District

2551 West Ave H, Suite 102, Lancaster, CA 93536

Phone 661.723.8070

www.avaqmd.ca.gov

Dust Control Plan

Plan Submittal Instructions

- 1) Submit completed form to: plans@avaqmd.ca.gov
- 2) Pay the corresponding Plan fee via check or credit card

Payment by check:

Make check payable to: Antelope Valley AQMD

Mail the check with a copy of this completed application to:

Antelope Valley AQMD 2551 West Ave H, Suite 102, Lancaster, CA 93536

Payment by credit card:


Pay on-line at our website: <http://www.avaqmd.ca.gov>

Click "Pay Fees", select "Other Fees, Fines or Open Invoices"

Please note a surcharge applies for all credit card payments

If payment is made on-line via credit card, please email the receipt to plans@avaqmd.ca.gov.

Should you have any additional questions, please, do not hesitate to contact the District at 661-723-8070, or via email at plans@avaqmd.ca.gov.



Antelope Valley Air Quality Management District

2551 West Ave H, Suite 102, Lancaster, CA 93536
 Phone 661.723.8070
www.avaqmd.ca.gov

DUST CONTROL PLAN SIGNAGE GUIDELINES (Minimum Requirements)

The purpose of this signage is to allow the public to contact the responsible party if Visible Dust Emissions or Track-out of material is observed from the site.

Sign size	48" x 96"
-----------	-----------

Sign Template

Site Name	4"
Project Name	4"
IF YOU SEE DUST COMING FROM THIS PROJECT CALL:	4"
Name, Phone Number (XXX) XXX-XXXX	6"
If you do not receive a response, Please call The Antelope Valley AQMD at 1-877-723-8070	3"

Signage must be located within 50 feet of each project site entrance.

No more than four signs are required per site facility.

One sign is sufficient for multiple site entrances located within 300 yards of each other.

Text height shall be at a minimum as shown on right side of sign template above.

Sign background must contrast with lettering, typically black text with white background.

Sign should be one inch AC laminated board.

The lower edge of the sign board must be a minimum of six feet and a maximum of seven feet above grade.

The telephone number listed for the contact must be a local or a toll-free number and shall be accessible 24 hours per day.

Original signage used during site construction will satisfy the signage requirement of the Active Operation Dust Control Plan/Active Operation Dust Control Plan-Renewable Energy (if required) and can remain if contact information is current and the sign is in satisfactory condition.